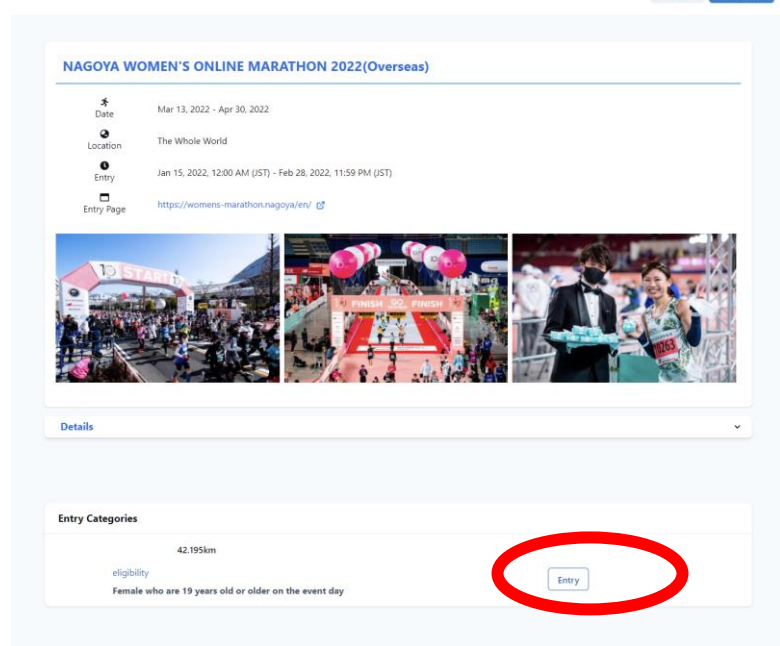




# How to Participate in Nagoya City Online Marathon 2022 (Overseas)

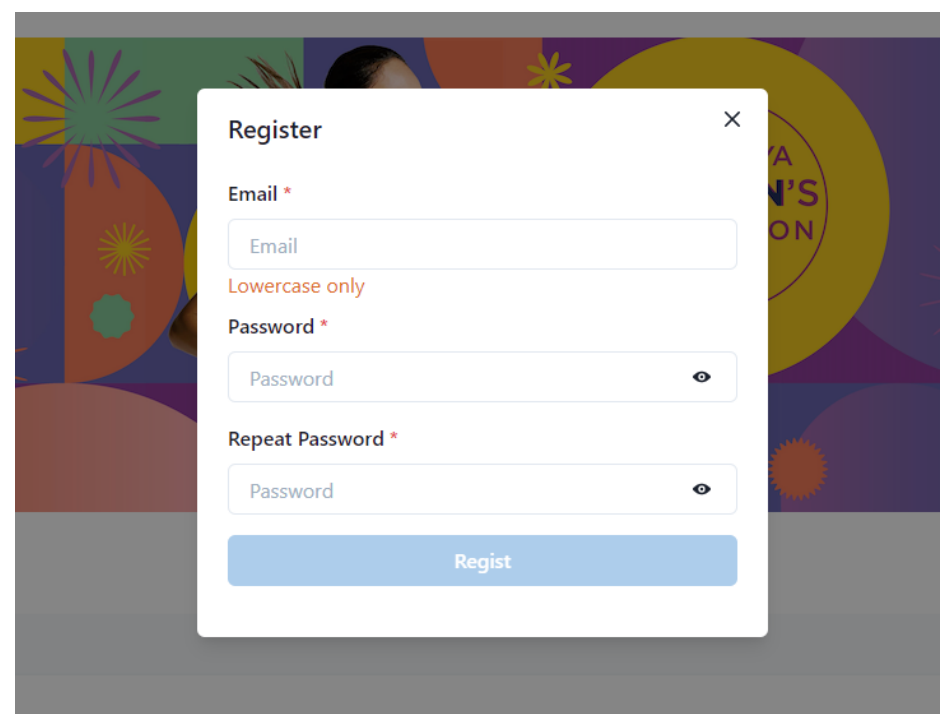
● Visit the URL link informed by email to confirm your entry to the Nagoya City Online Marathon (Overseas).

[1] Go to the Online Marathon dedicated website and click "Entry".



[2] Create your account and login.

\*If you already have a RUNNET ID, login with that ID.



[3] Enter your Application Number (6 digits) informed at the time of event entry and click "NEXT".

\*Your Application Number can be found on your "My Page" in the JTB Sports Station (JSS) website at <https://jtb sports.jp/en/>.

[4] Check if all entered information is correct, and complete your entry.



## Entry Question

Your Application Number \*

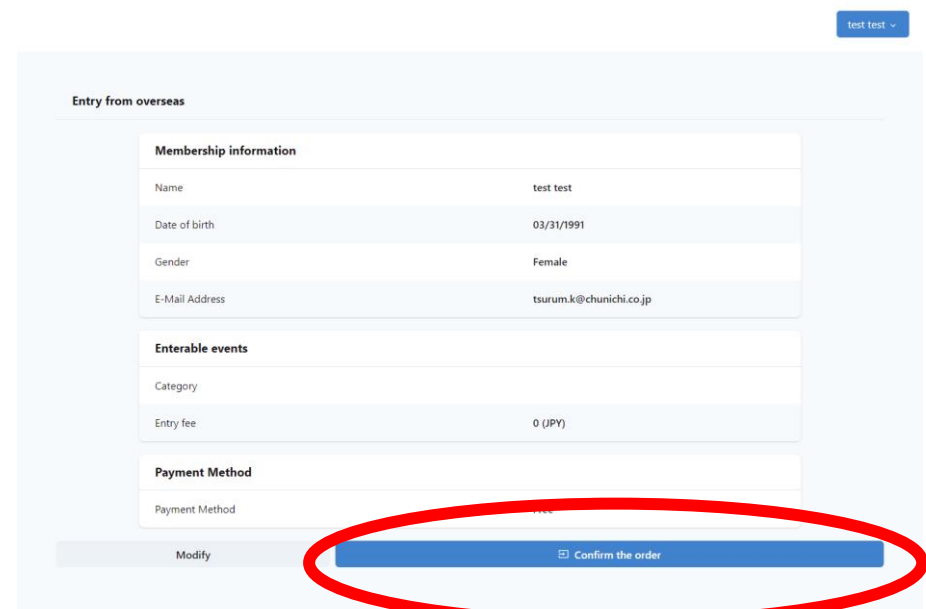
Please enter your Application Number (6 digits)

Application Number

Application Number

## Regulations


1. Any type of event change, cancellation, transfer of rights, name changes of applicant for personal reasons after completing application is not allowed. Also, the refund of overpayment/duplicate payment will not be made. In the case of oversubscription, even if the payment for participation fee is completed within the term for payment, there are cases where applications become void depending on their payment dates. In such a case, refunds will be made by the organizer.
2. Regarding reduction of the event size, cancellation, presence, or absence/amount/notification method of participation fee refund and so forth due to an earthquake, windstorm and flood, snowfall, incident, accident, epidemic, etc., the organizer will make judgments and decisions on a case-by-case basis.
3. I have no heart disease, sickness, etc. I will participate in the event paying full attention to my health and doing enough training. I will participate in the event taking full responsibility for possible sickness and injuries, accident, loss of belongings, etc.
4. When the organizer considers my participation to be difficult, I will immediately follow the organizer's instructions to withdraw from the event. Additionally, I will follow the organizer's instructions for safety management and event management.
5. When I am injured or developed illness during the event period, I will not object receiving first-aid treatment. I will not question the organizer's



● After completing the web entry, follow the steps below to install the TATTA App.

\*If you already have TATTA installed, skip to Step [3].

[1] Download TATTA - GPS Workout Tracker



[2] Launch TATTA, enter your ID/password, and tap "Link"



\*TATTA is not available for PC.

\*To download TATTA, please go to [iOS]

<https://apps.apple.com/jp/app/tatta/id1087745245>

[Google Play]

<https://play.google.com/store/apps/details?id=jp.co.runners.tatta>

\*If you wish to run wearing a GPS watch without carrying a smartphone, link TATTA to your GPS watch.

\*A test run before the event is recommended for first time TATTA users.

[3] You can see the events you have entered by tapping "Event" at the bottom of the screen.

Now you are all ready!

● Run 21.0975 km or more on TATTA within the event period!

The Nagoya Women's Online Marathon will start at 13:00 on March 13 Japan time!

Launch TATTA, start the distance count, and go for running within the event period (from 13:00 on March 13 to 23:59 on April 30, Japan time).

\*Your run distance will be counted if you run with a smartphone with the TATTA App started or a GPS watch.

\*You will be a finisher if you run a total of 21.0975 km or more within the event period.



After completing running the 21.0975km, there is no special procedures you need to take.  
The Administrative Office will count your run distance after the event closes.  
Thank you!